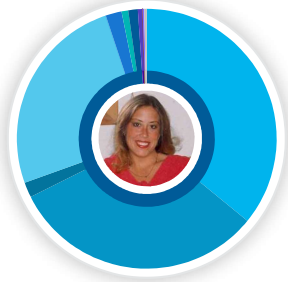


Ancestry Composition

Your DNA tells the story of who you are and how you're connected to populations around the world. Trace your heritage through the centuries and uncover clues about where your ancestors lived and when.



Dara Chapman

100%

European

98.9%

Northwestern European

94.9%

French & German

35.9% >

North Rhine-Westphalia, Germany

+3 regions

British & Irish

31.7% >

Greater London, United Kingdom

County Galway, Ireland

+15 regions

Scandinavian

1.9% >

Broadly Northwestern European

25.4%

Southern European

2.0%

Broadly Southern European

2.0%

Eastern European

0.8% >

Broadly European

1.2%

Western Asian & North African

0.6%

Northern West Asian

0.6%

Broadly Northern West Asian

0.6%

Trace Ancestry

0.2%

We detected traces of the following populations in your DNA. Read more about trace ancestry [in the FAQ](#).

Cypriot

0.2% >

Unassigned

0.3%

[See all tested populations](#)

Updated: October 11, 2019 



Improve this report! Answer a few quick questions

Your Ancestry Timeline

How many generations ago was your most recent ancestor for each population?

Generation



French & German



British & Irish



Scandinavian



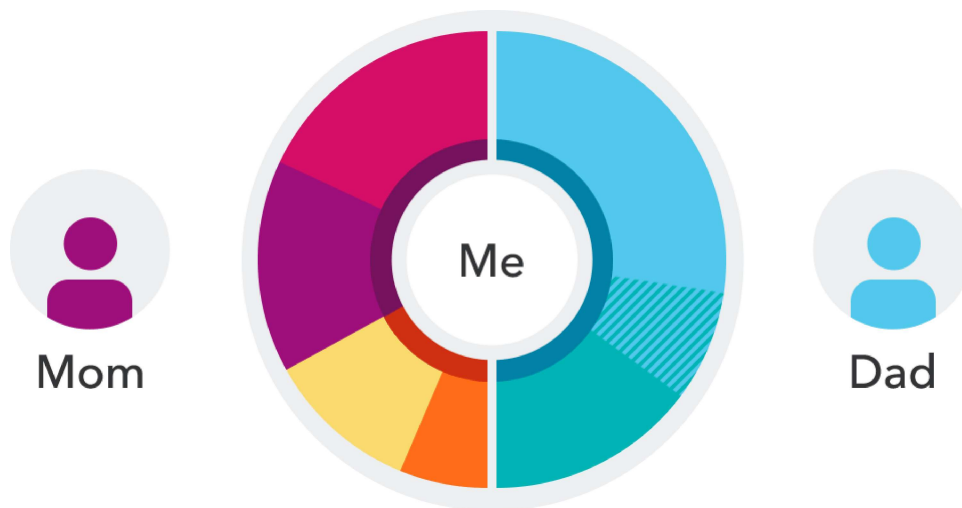
Eastern European



[Learn about how to interpret this result](#) 

How much of each ancestry did you inherit from your parents?

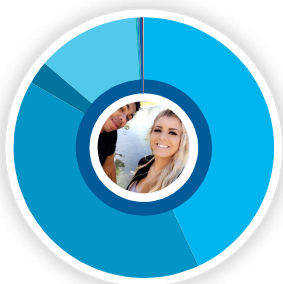
Connect a parent on 23andMe to see what ancestries you inherited from each parent. Or, connect with your children so they can see what you passed down to them. [Learn more](#) about the benefits of connecting.



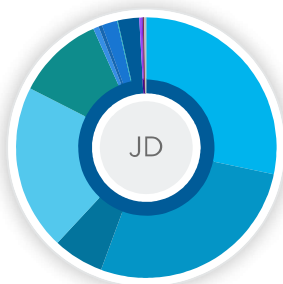
Order a kit for a family member

Already have family that uses 23andMe? [Connect with them!](#)

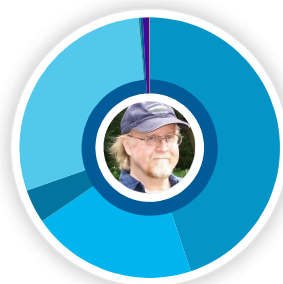
Your Connections




[Corinne Chapman](#)



[Jessica Dressler](#)



[Robbie Chapman](#)



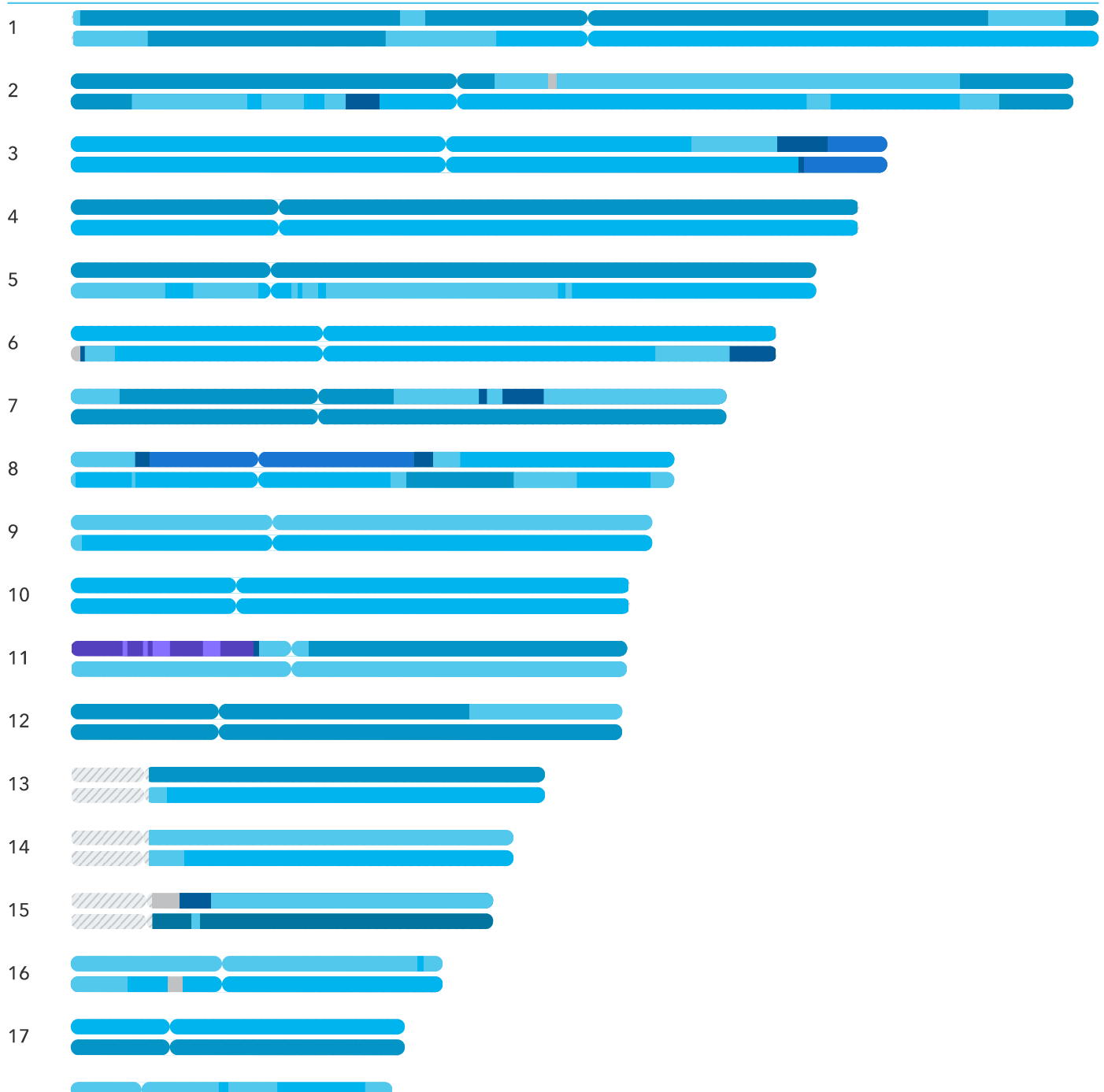
[+ Add a new connection](#)

Your Ancestry Composition Chromosome Painting

These are your chromosomes; we've painted them with your Ancestry Composition results. The first 22 are called autosomes and come in pairs of two, each represented by one of the colored horizontal lines in the graphic below. Chromosomes have different lengths, and are named 1 through 22, when sorted by size (scientists are not very creative). Lastly, we also look at ancestry on your X chromosome: two copies like the autosomes if you are female, and only one copy if you're male (that you got from mom).

[Change confidence level](#) ▼

[Select an ethnicity](#) >





[ANCESTRY](#)

[HEALTH & TRAITS](#)

[RESEARCH](#)

[FAMILY & FRIENDS](#)

[Ancestry Overview](#)

[Health & Traits Overview](#)

[Research Overview](#)

[View all DNA Relatives](#)

[All Ancestry Reports](#)

[All Health & Traits Reports](#)

[Surveys and Studies](#)

[Family Tree](#)

[BETA](#)

[Ancestry Composition](#)

[My Health Action Plan](#)

[Edit Answers](#)

[Your Connections](#)

[DNA Relatives](#)

[Health Predisposition](#)

[Publications](#)

[GrandTree](#)

[Order Your DNA Book](#)

[Carrier Status](#)

[Advanced DNA Comparison](#)

[Wellness](#)

[Traits](#)