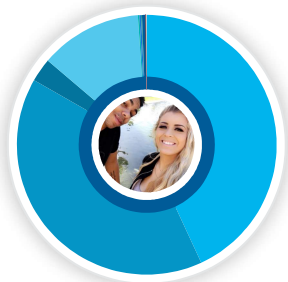


Ancestry Composition

Your DNA tells the story of who you are and how you're connected to populations around the world. Trace your heritage through the centuries and uncover clues about where your ancestors lived and when.



Corinne Chapman

100%

European

99.9%

Northwestern European

98.9%

French & German

43.1% >

Thuringia, Germany

+3 regions

British & Irish

40.2% >

Greater London, United Kingdom

County Galway, Ireland

+17 regions

Scandinavian

2.9% >

Broadly Northwestern European

12.7%

Eastern European

0.2% >

Southern European

0.2%

Broadly Southern European

0.2%

Ashkenazi Jewish

0.1% >

Broadly European

0.5%

Unassigned

0.1%

[See all tested populations](#)

Updated: October 03, 2019 

 Improve this report! Answer a few quick questions

Your Ancestry Timeline

How many generations ago was your most recent ancestor for each population?

Generation



French & German



British & Irish



Scandinavian



Ashkenazi Jewish



Eastern European



[Learn about how to interpret this result](#) 


How much of each ancestry did you inherit from your parents?

By comparing your parents' DNA to your own, we've determined how your Ancestry Composition was inherited. [Learn more](#) about the benefits of connecting.



Father

Robbie Chapman



Mother

Dara Chapman

● European 50.1% ▾

● European 49.8% ▾

● Northwestern European 49.6%

● Northwestern European 49.3%

└ French & German 19.5%

└ French & German 23.6%

└ British & Irish 21.3%

└ British & Irish 18.9%

└ Scandinavian 2.0%

└ Scandinavian 0.9%

└ Broadly Northwestern European 6.8%

└ Broadly Northwestern European 5.9%

● Eastern European 0.0%

● Eastern European 0.2%

● Southern European 0.2%

● Southern European 0.0%

└ Broadly Southern European 0.2%

└ Broadly Southern European 0.0%

● Ashkenazi Jewish 0.1%

● Ashkenazi Jewish 0.0%

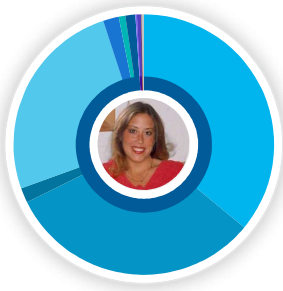
● Broadly European 0.2%

● Broadly European 0.3%

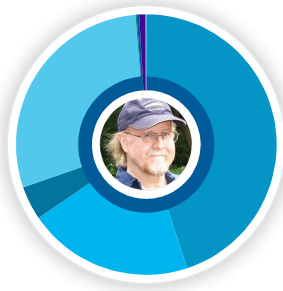
● Unassigned 0.0%

● Unassigned 0.1%

Your Connections



[Dara Chapman](#)



[Robbie Chapman](#)



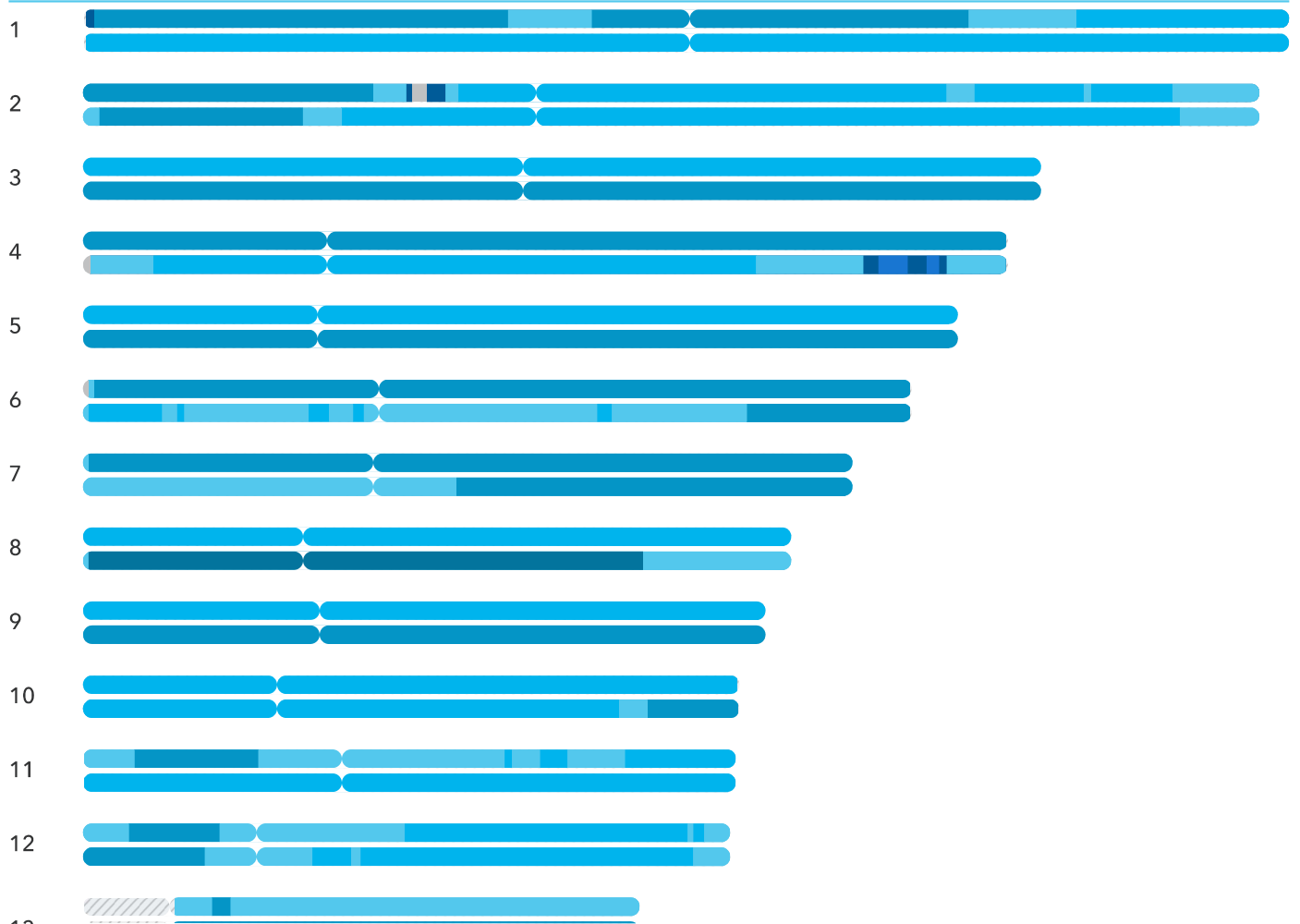
[+ Add a new connection](#)

Your Ancestry Composition Chromosome Painting

These are your chromosomes; we've painted them with your Ancestry Composition results. The first 22 are called autosomes and come in pairs of two, each represented by one of the colored horizontal lines in the graphic below. Chromosomes have different lengths, and are named 1 through 22, when sorted by size (scientists are not very creative). Lastly, we also look at ancestry on your X chromosome: two copies like the autosomes if you are female, and only one copy if you're male (that you got from mom).

[Change confidence level](#) ▼

[Select an ethnicity](#)





[ANCESTRY](#)

[HEALTH & TRAITS](#)

[RESEARCH](#)

[FAMILY & FRIENDS](#)

[Ancestry Overview](#)

[Health & Traits Overview](#)

[Research Overview](#)

[View all DNA Relatives](#)

[All Ancestry Reports](#)

[All Health & Traits Reports](#)

[Surveys and Studies](#)

[Family Tree](#)

[BETA](#)

[Ancestry Composition](#)

[My Health Action Plan](#)

[Edit Answers](#)

[Your Connections](#)

[DNA Relatives](#)

[Health Predisposition](#)

[Publications](#)

[GrandTree](#)

[Order Your DNA Book](#)

[Carrier Status](#)

[Advanced DNA Comparison](#)

[Wellness](#)

[Traits](#)