


## Ancestry Composition

Your DNA tells the story of who you are and how you're connected to populations around the world. Trace your heritage through the centuries and uncover clues about where your ancestors lived and when.



**Casey Chapman**

**100%**

### European

**99.5%**

#### Northwestern European

**95.9%**

French & German

44.7% >

Baden-Württemberg, Germany

Grisons, Switzerland

+5 regions

British & Irish

31.4% >

Greater London, United Kingdom

County Cork, Ireland

+17 regions

Scandinavian

2.4% >

Broadly Northwestern European

17.4%

#### Southern European

**1.7%**

Broadly Southern European

1.7%

#### Eastern European

**0.7%** >

#### Broadly European

**1.2%**

### Trace Ancestry

**0.4%**

We detected traces of the following populations in your DNA. Read more about trace ancestry [in the FAQ](#).

**Broadly Western Asian & North African**


**0.4%**

**Unassigned**

**0.1%**

[See all tested populations](#)

Updated: October 07, 2019 



Improve this report! Answer a few quick questions

### Your Ancestry Timeline

How many generations ago was your most recent ancestor for each population?

#### Generation



French & German



British & Irish



Scandinavian




Eastern European



[Learn about how to interpret this result](#) 

### How much of each ancestry did you inherit from your parents?

By comparing your parents' DNA to your own, we've determined how your Ancestry Composition was inherited. [Learn more](#) about the benefits of connecting.



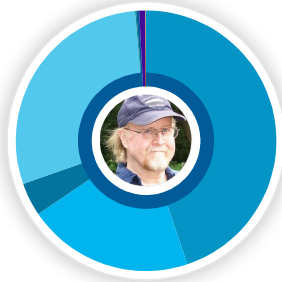
#### Father

Robbie Chapman

#### Connect Mother

Ancestry	Father (%)	Mother (%)
European	48.4%	51.1%
Northwestern European	47.7%	48.2%
French & German	19.2%	25.5%
British & Irish	16.6%	14.8%
Scandinavian	2.0%	0.4%
Broadly Northwestern European	9.9%	7.5%
Southern European	0.3%	1.4%
Broadly Southern European	0.3%	1.4%
Eastern European	0.0%	0.7%
Broadly European	0.4%	0.8%
Western Asian & North African	0.4%	0.0%
Broadly Western Asian & North African	0.4%	0.0%
Unassigned	0.0%	0.1%

### Your Connections



[Robbie Chapman](#)



[+ Add a new connection](#)

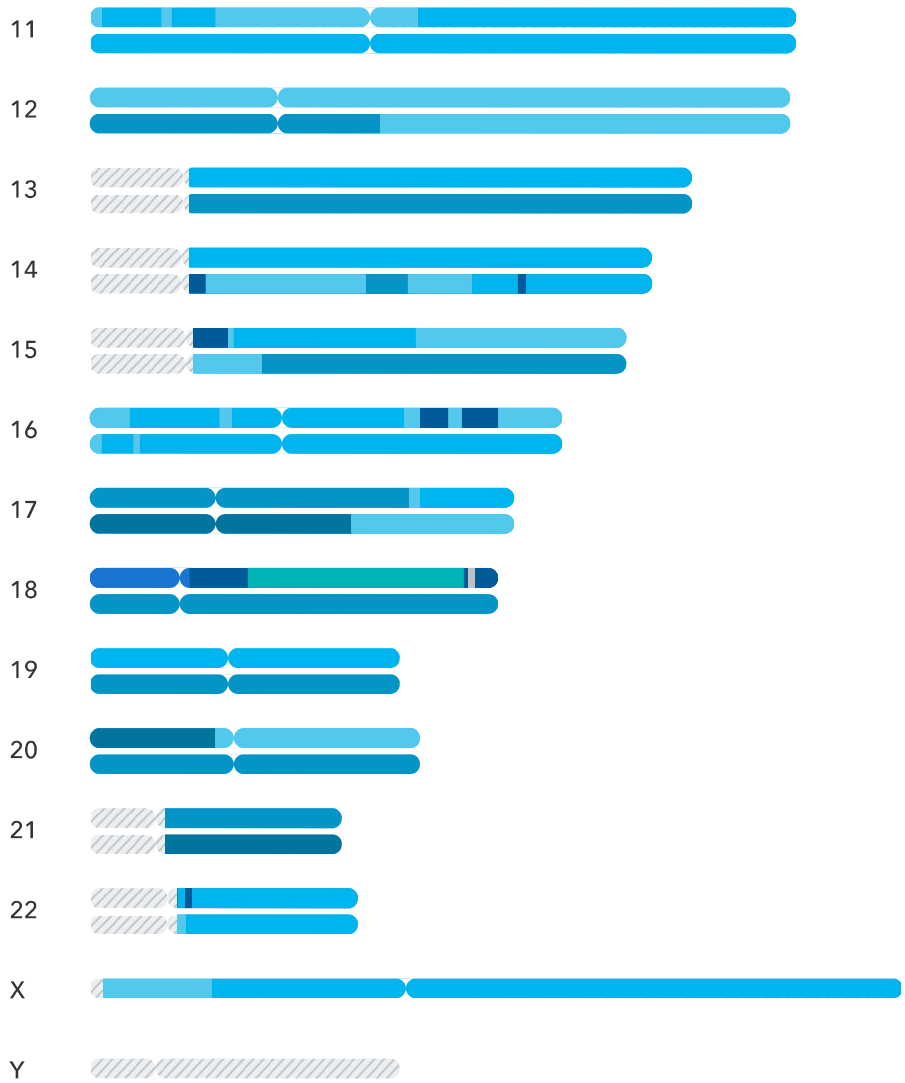
### Your Ancestry Composition Chromosome Painting

These are your chromosomes; we've painted them with your Ancestry Composition results. The first 22 are called autosomes and come in pairs of two, each represented by one of the colored horizontal lines in the graphic below. Chromosomes have different lengths, and are named 1 through 22, when sorted by size (scientists are not very creative). Lastly, we also look at ancestry on your X chromosome: two copies like the autosomes if you are female, and only one copy if you're male (that you got from mom).

[Change confidence level](#) ▼

[Select an ethnicity](#)





**ANCESTRY**

[Ancestry Overview](#)

[All Ancestry Reports](#)

[Ancestry Composition](#)

[DNA Relatives](#)

[Order Your DNA Book](#)

**HEALTH & TRAITS**

[Health & Traits Overview](#)

[All Health & Traits Reports](#)

[My Health Action Plan](#)

[Health Predisposition](#)

[Wellness](#)

[Traits](#)

**RESEARCH**

[Research Overview](#)

[Surveys and Studies](#)

[Edit Answers](#)

[Publications](#)

**FAMILY & FRIENDS**

[View all DNA Relatives](#)

[Family Tree](#)

[Your Connections](#)

[GrandTree](#)

[Advanced DNA Comparison](#)

[BETA](#)

